

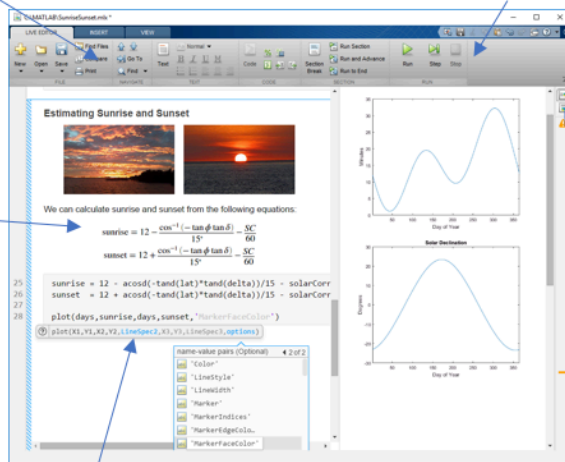
MATLAB® Live Editor Quick Start Guide

Writing Code

Export to PDF, HTML, LaTeX, and other formats

Run individual sections or whole file

Include formatted text, equations, and images



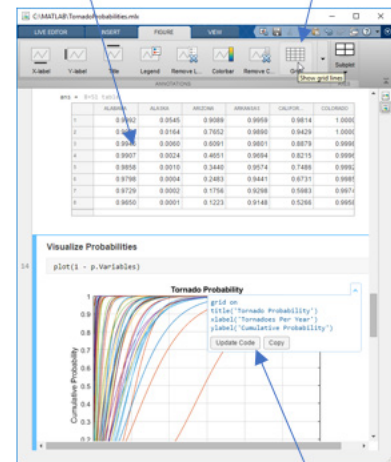
Use context-aware coding guides

See outputs inline or side by side

Exploring Outputs

Explore data

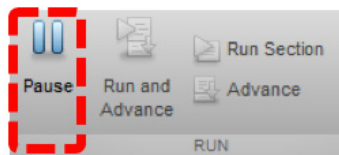
Customize visualizations



Update code automatically

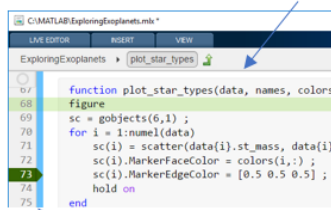
Debugging

Pause: Pause execution to debug



Breakpoints: Set breakpoint and run to debug

Navigate between functions



Click line to add breakpoint

Keyboard Shortcuts

Markdown for Formatting

	Markdown
Title	#
Heading	##
Section break	%%
Bulleted list	* - +
Numbered list	1. 2.
Hyperlink	< >
Insert LaTeX equation	\$ \$
Monospaced text	` `
Text formatting	<i>_italic_</i> **bold**

Shortcuts for Coding

	Windows	Mac
Toggle code and text	Alt+Enter Ctrl+E	⌘⇧↵
Insert section break	Ctrl+Alt+Enter	⌘⇧⌘⇧↵
Run section	Ctrl+Enter	⌘⇧↵
Run and advance	Ctrl+Shift+Enter	⌘⇧⇧↵
Run all	F5	⌘⇧R
Run next line	F10	F10
Comment Uncomment	Ctrl+R Ctrl+T	⌘⇧/ ⌘⇧T
Increase indent Decrease indent	Ctrl+] Ctrl+[⌘⇧] ⌘⇧[
Smart indent	Ctrl+I	⌘⇧I
Quit execution	Ctrl+C Shift+F5	⌘C

Learn more about MATLAB Live Editor: mathworks.com/live-editor